






Lens chart for  
Sony a7r III & a7 III



Updated Sept.28, 2018

<b>18405: 8" acrylic dome port</b>	<b>18407: 9.25" glass dome port</b>	<b>18408: 8" glass dome port</b>	<b>18409: 6" acrylic dome port</b>	<b>18430: Mini macro port</b>
				

LENS	Port	Extension	Focus Gear	Manual focus extension	Zoom gear
<b>SONY</b>					
Vario Tessar T* 16-35mm f/4 ZA OSS	18405/18407/18408	48459	-	-	49100
Sony FE 28mm f/2 & Fisheye Adaptor	18405/18407/18408	48457	49101	-	-
Sony FE 12-24mm f/4 G	18405/18407/18408	48458	-	-	49107
Sony FE 16-35mm f/2.8 GM	18405/18407/18408	48454	-	-	49105
	18405/18407/18408	-	49106	48469	49105
Vario Tessar T* FE 2470mm f4 ZA OSS	18405/18407/18408	TBD	TBD	TBD	TBD

<b>CANON &amp; Metabone adapter</b>	<b>Port</b>	<b>Extension</b>	<b>Focus Gear</b>	<b>Manual focus extension</b>	<b>Zoom gear</b>
Canon EF 8-15mm f/4L Fisheye	18405/18407/18408/ 18409	48462	-	-	48715
Canon EF 16-35mm f/2.8L USM Type II	18405/18407/18408	48454	-	-	48715
	18405/18407/18408	-	19064	48466	48715
Canon EF 17-40mm f/4L USM	18405/18407/18408	48468	-	-	48715
	18405/18407/18408	-	19065	48467	48715

<b>Macro</b>	<b>Port</b>	<b>Extension</b>	<b>Focus Gear</b>	<b>Manual focus extension</b>	<b>Zoom gear</b>
Sony FE 90mm f/2.8 Macro G OSS	18430	48453	49102	-	-
FE 50 mm F2.8 Macro	18430	TBD	TBD	-	-
<b>Close Up setups for 18430 Macro port</b>	<b>Port</b>	<b>Extension</b>	<b>Focus gear</b>	<b>Holder</b>	<b>Closeup lens</b>
Single Flip holder setup	18430	48453	49102	19355	19352 or 19353
Double Flip holder setup	18430	48453	49102	19356	19352 & 19353
77mm to 66mm Step down Ring setup	18430	48453	49102	19358	19352 or 19353

19352: +5 Close up lens	19353: +10 Close up lens	19356: Double Flip holder	19355: Single Flip holder	19358: 77mm to 67mm Step down ring
